

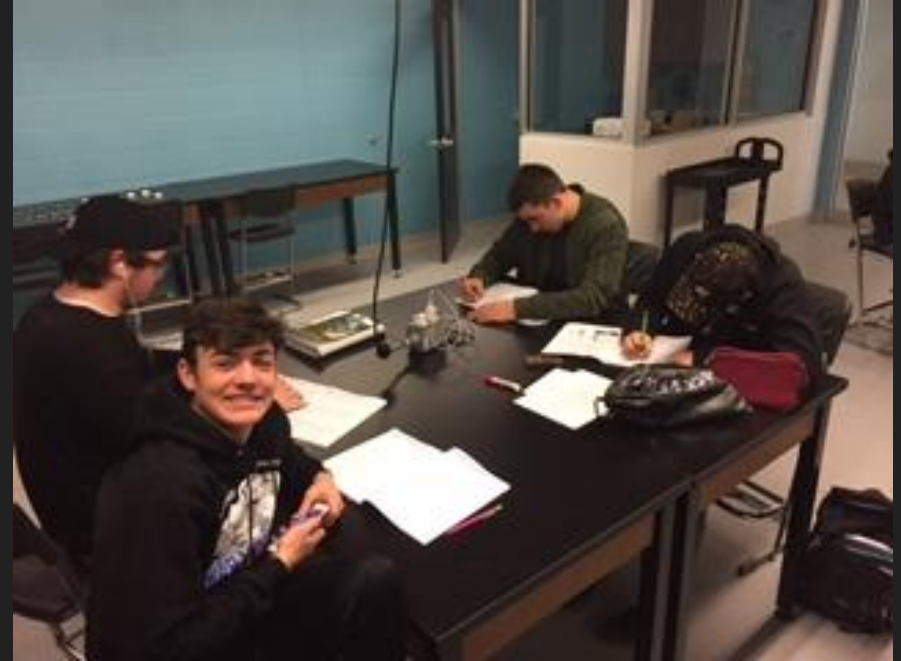
Ohio Energy Project

Jon Wing

Working through lighting lesson and calculations

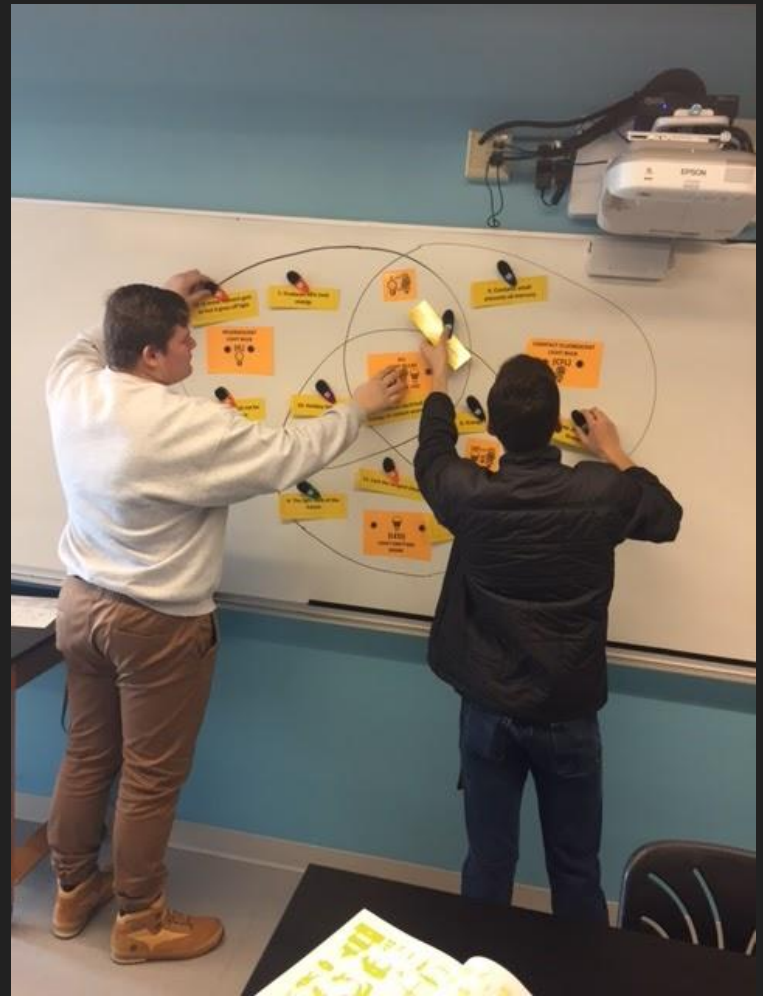
Students learned about different types of light bulbs and calculated the cost savings of LED's over the 25,000 hour lifespan.

I extended this lesson by having each student calculate how much it cost them to decorate their house with Christmas lights. A student who used 10 strands of lights for 6 hours per day figured out it cost about \$40 in electricity.



Warm-up Lighting Lesson


After we finished the lighting investigation students used the manipulatives to organize the triple Venn Diagram.



KILL-A-WATT Investigation

We learned about the cost of different appliances around the school. Students learned about vampire power and the importance of unplugging appliances that use it.

The microwave in the teacher workroom was the big winner with over 1000 Watts while in use.



Taking the Final Survey

And... That's a wrap!

Students had a great experience and enjoyed all the lessons in the E3 book.

