


NAME _____


At Home Activity Sheet: Part 3


Students-You are now the energy leaders in your homes! Your job is to pass on your energy knowledge to your family.

1. Share your LED vs. Incandescent Light Bulb Cost Comparison worksheet with your family. Explain how you collected your data and what the numbers mean. Explain that the results of your experiment came from measuring the temperature of two different light bulbs. Talk about why one should actually be called a “heat” bulb.

2. How many of each type of light bulb do you have in your home?

_____ LED— Light Emitting Diode 

_____ Incandescent Light Bulbs 

_____ Other Light Bulbs 

3. If you received a LED, pick a spot to install it. **BE SURE TO HAVE AN ADULT HELP YOU!**

A. Where did you install your LED?

B. Why did you pick this spot?

4. As a result of this activity, will you buy additional LED's for your home?

_____ YES _____ NO

5. What is one action your family will take this week to save energy around your home?