

WATT ABOUT THE BULB

Directions & Answer Key

Directions: Create a Venn diagram like the one below for students to place their clues. You can use tape, hula hoops or anything in your classroom. Have the students place the number of the clue in the appropriate part of the Venn diagram.

1. Soon these will not be sold anymore

5. Transforms electrical energy to radiant energy

9. Contains small amounts of mercury

2. Often spiral shaped

6. Energy efficient

10. Holiday light strands

3. Glass, easily broken

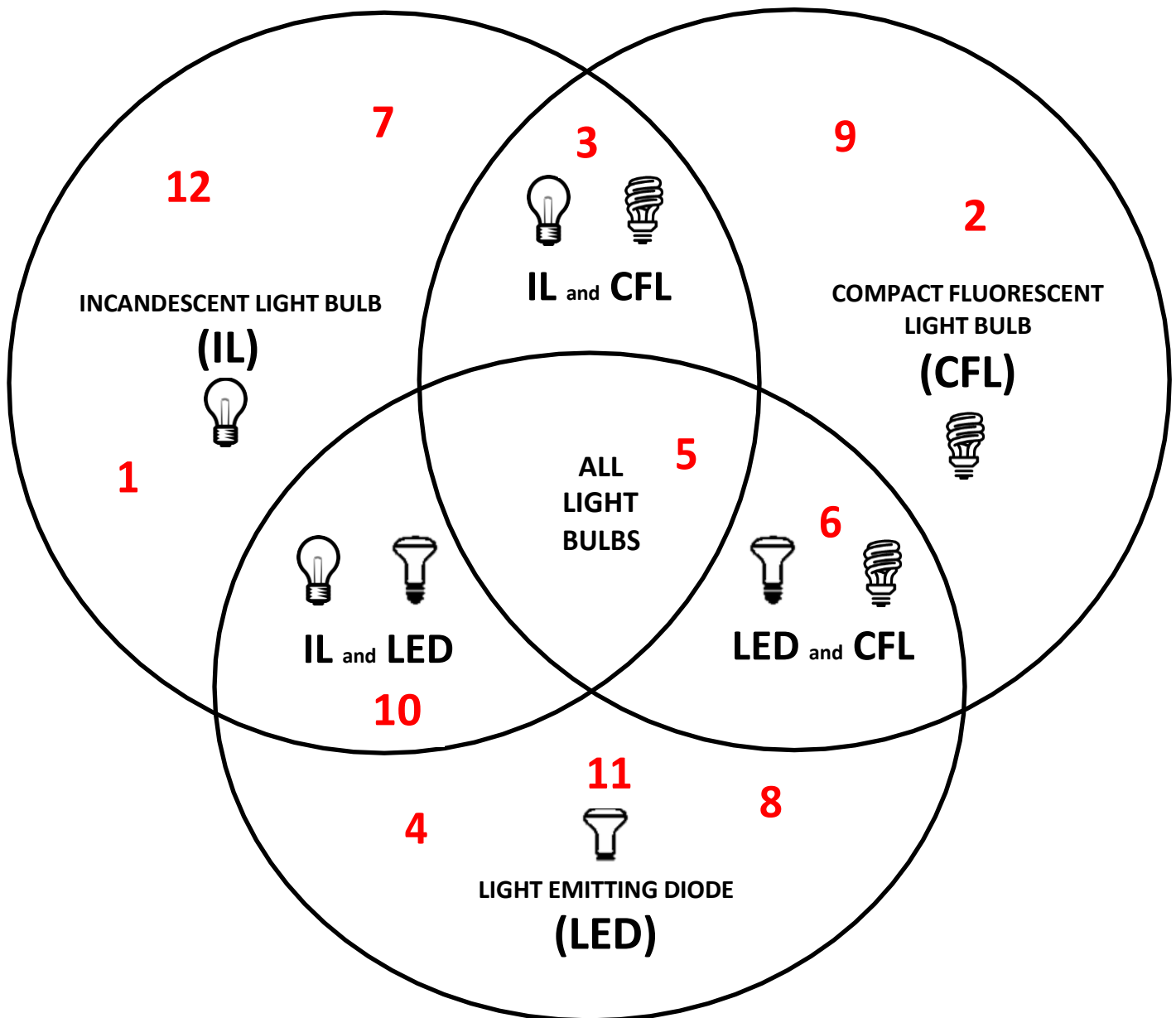
7. Produces 90% heat

11. Last the longest time

4. The light bulb of the future


8. Most durable and versatile

12. A metal filament gets so hot it gives off light



INCANDESCENT LIGHT BULB

(IL)



COMPACT FLUORESCENT LIGHT BULB


(CFL)





**(LED)
LIGHT EMITTING
DIODE**


**ALL
LIGHT BULBS**



IL




CFL





LED


IL and CFL



IL and LED



LED and CFL



1. Soon these will not be sold anymore

2. Often spiral shaped

3. Made of glass, easily broken

4. The light bulb of the future

5. Transform electrical energy to radiant energy

6. Energy efficient

7. Produces 90% heat energy

8. Most durable and versatile

9. Contains small amounts of mercury

10. Holiday light strands

11. Last the longest time

12. A metal filament gets so hot it gives off light